

AS A258 seismic profile can be applied with many different types of finishes (granite, marble, ceramic etc.) at different thicknesses. During the seismic based contractions, pop-up mechanism ascends the center plate without damaging the finish placed on it and gets back to origin after activity is over. Thermal expansion or contraction doesn't activate the center plate. They are ideal for the places with heavy pedestrian traffic and high earthquake risk.

Load bearing capacity designed for cars and functioning at 50 mm gap are the main differences from AS A250.


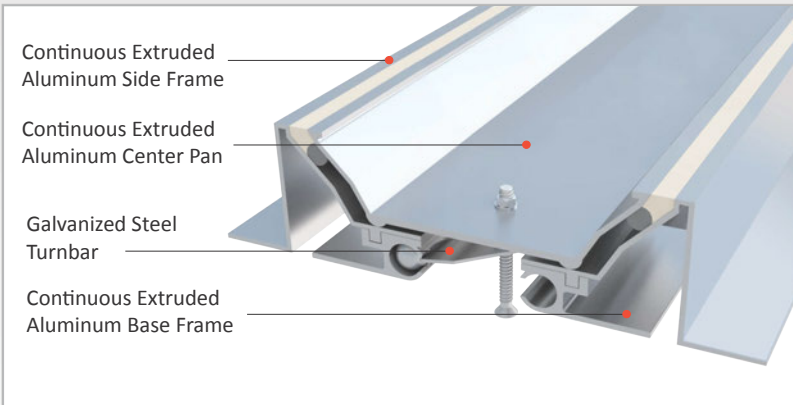
Application Areas : Indoor & Outdoor / Floor

Ideal for : Airports, Shopping Malls, Residences, Hospitals, Hotels, Public & Commercial Buildings etc. Material

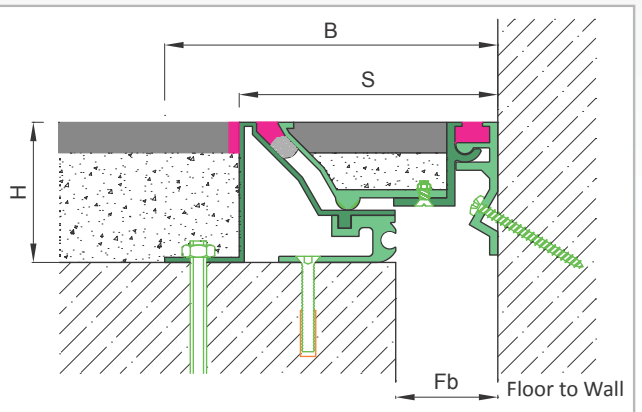
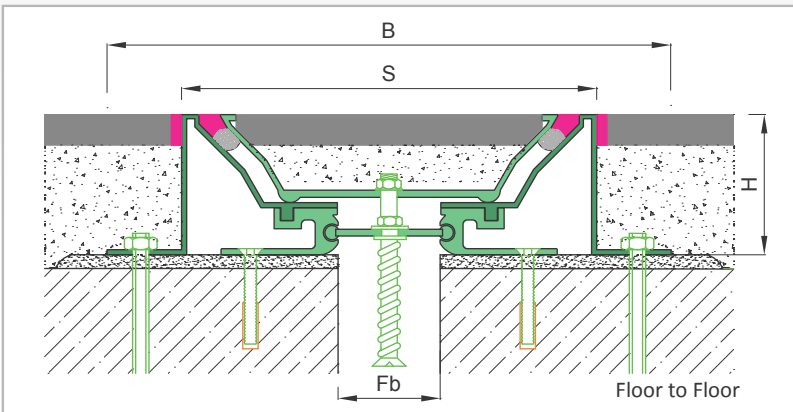
Material : Mill Finish Aluminum (Anodizing optional), Galvanized Steel

Aluminum Alloy : 6063 AA-USA / EN AW 6063

Optional Supplies : PE Backing Rod, PU Mastic, Fire Barrier, Waterproof EPDM membrane



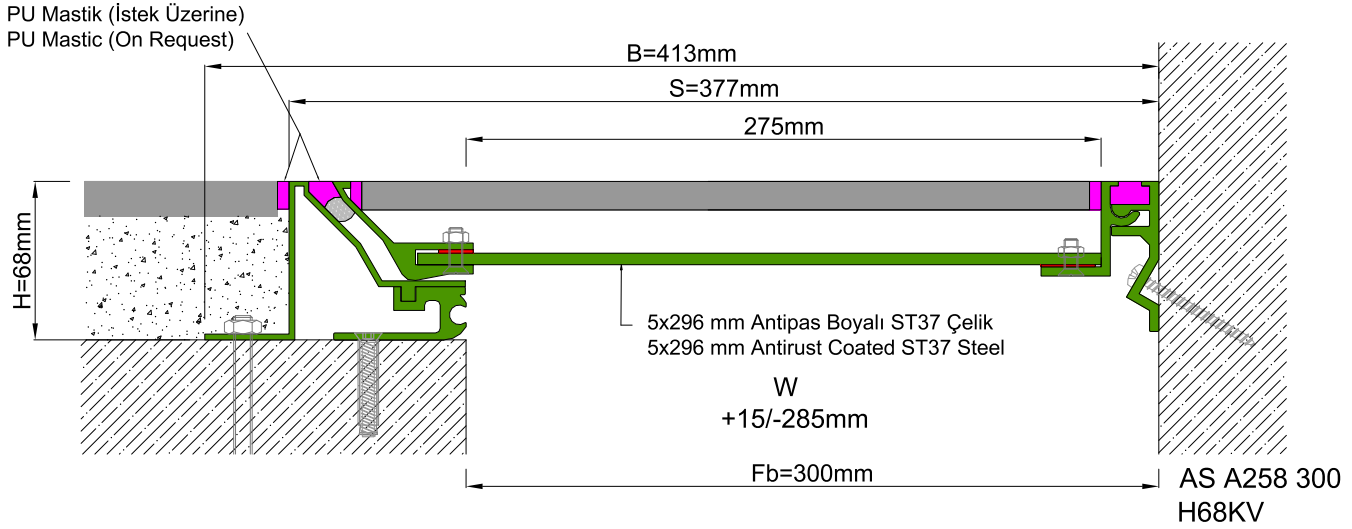
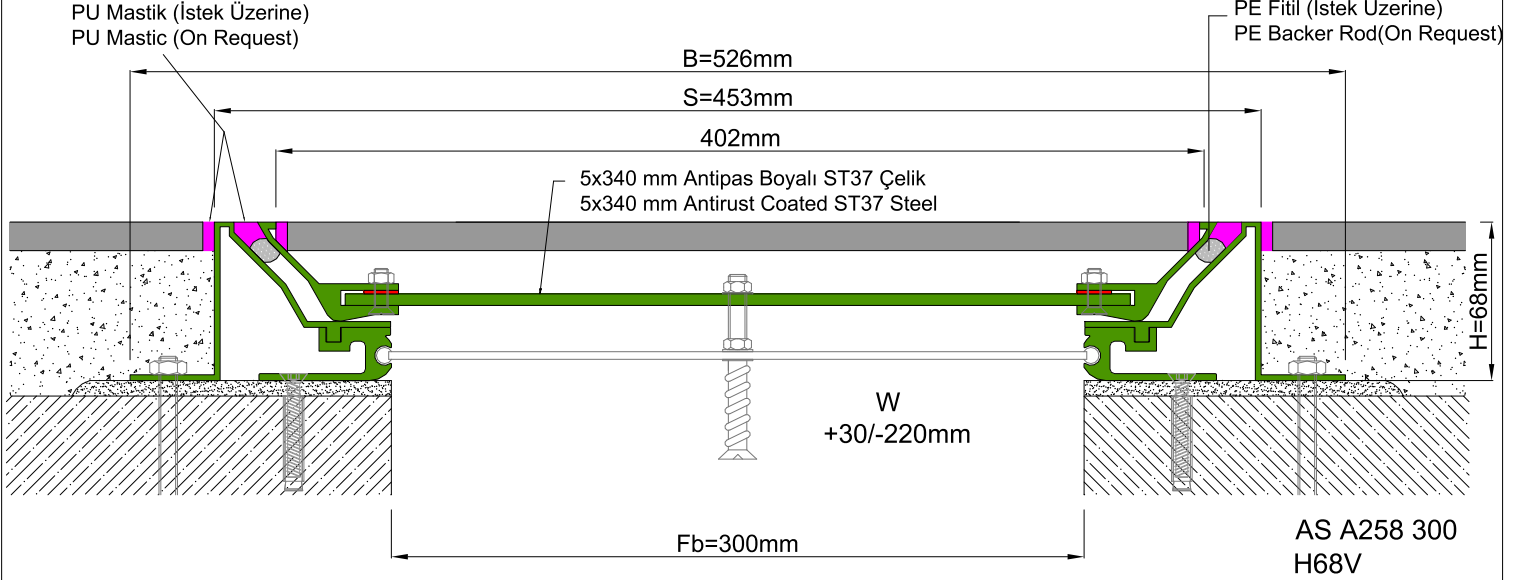
SEISMIC



* Visuals are representative and the profile configuration may differ depending on the characteristics requested.

LOCATION	MODEL	GAP (Fb) mm	HEIGHT (H) MM	OVERALL WIDTH (B) mm	VISIBLE WIDTH (S) mm	MOVEMENT (W) mm	LOAD CAPACITY	STANDARD LENGTH (mt)
Floor to Floor	AS A258-050	50	68	276	203	+25/-35		3
	AS A258-100	100	68	326	253	+30/-75		3
	AS A258-150	150	68	376	303	+30/-110		3
	AS A258-200	200	68	426	353	+30/-150		3
	AS A258-250	250	68	476	403	+30/-185		3
	AS A258-300	300	68	526	453	+30/-210		3
	AS A258-400	400	68	626	553	+30/-295		3

Note: Please ask for different sizes



Profil No Profile Number	AS A258 300	AS A258 300K
Fb (mm)	300	300
H (mm) yaklaşık approx.	68	68
W± (mm) yaklaşık approx.	+30/-220	+15/-285
Renk Color	Alüminyum: Natürel, Antipas Boyalı ST37 Çelik: Gri Aluminum: Natural, Antirust Coated ST37 Steel: Grey	
Malzeme Material	Alüminyum, ST37 Çelik Aluminum, ST37 Steel	
Standart Uzunluk Standard Length	3	
Yükleme Kapasitesi Load-Bearing Capacity	